

Active Infrared Door Sensors

with Threshold Safety function



OA-AXIS series



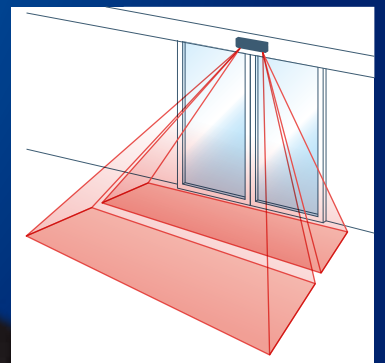
Black

Silver

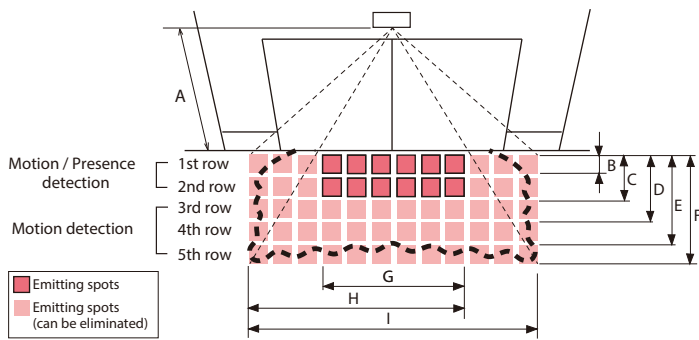


Large and Independent Detection Area

By using the unique Optex presence detection technique, the OA-Axis series provide maximum safety around the threshold as well as a large motion detection area for door activation.



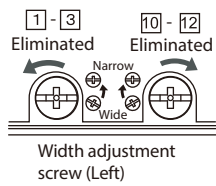
Detection Area



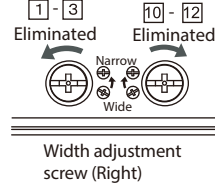
	m (feet, inch)				
A	2.20 (7'2 5/8")	2.50 (8'2 7/16")	2.70 (8'10 5/16")	3.00 (9'10 1/8")	3.50 (11'5 13/16")
B	0.14 (5 1/2")	0.16 (6 5/16")	0.18 (7 1/16")	0.20 (7 7/8")	0.23 (9 1/16")
C	0.42 (1'4 9/16")	0.48 (1'6 7/8")	0.52 (1'8 1/8")	0.58 (1'10 13/16")	0.67 (2'2 3/8")
D	0.82 (2'8 5/16")	0.93 (3' 5/8")	1.00 (3'3 3/8")	1.10 (3'7 5/16")	1.30 (4'3 3/16")
E	1.35 (4'5 1/8")	1.54 (5' 5/8")	1.66 (5'5 3/8")	1.85 (6' 13/16")	2.16 (7'1 1/16")
F	1.90 (6'2 13/16")	2.17 (7'1 7/16")	2.34 (7'8 1/8")	2.60 (8'6 3/8")	3.03 (9'11 5/16")
G	1.33 (4'4 3/8")	1.51 (4'11 7/16")	1.63 (5'4 3/16")	1.81 (5'11 1/4")	2.11 (6'11 1/16")
H	2.05 (6'8 11/16")	2.32 (7'7 5/16")	2.51 (8'2 13/16")	2.79 (9'1 13/16")	3.26 (10'8 3/8")
I	2.78 (9'1 7/16")	3.15 (10'4")	3.40 (11'1 7/8")	3.79 (12'5 3/16")	4.42 (14'6")

Width detection area adjustment

1st to 3rd rows

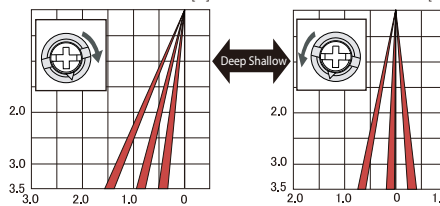


4th and 5th rows

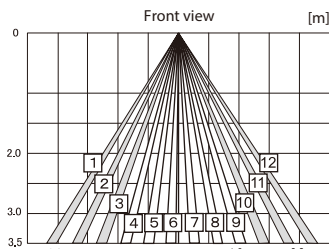
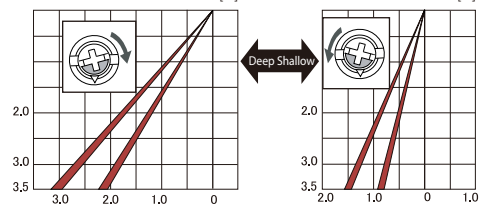


Width detection area adjustment

1st to 3rd rows : -6° to +6°

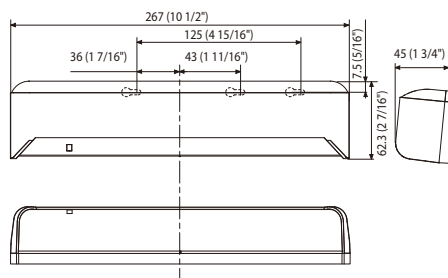


4th and 5th rows : +26° to +44°



The actual detection area may become smaller depending on the ambient light, the color / material of the floor as well as the entry speed of the object.

Dimensions



Specifications

Model	OA-Axis I	OA-Axis II	OA-Axis T
Cover colors	Black / Silver		
Mounting height	2.2 to 3.5 m (7.2 to 11.5 ft.)		2 to 3 m (6.7 to 9.10 ft.)
Detection angle adjustments	1st - 3rd rows -6° to +6°		4th and 5th rows +26° to +44°
Detection method	Active infrared reflection		
Power supply	12 to 24 V AC ± 10% (50 / 60 Hz) / 12 to 30 V DC ± 10%		
Power consumption	< 3 VA	< 4 VA	< 2.5 W (< 4 VA at AC)
LED operating indicator	Green / stand by, Blinking red / 1st row detection, Red / 2nd row detection		
Output	Form C relay, 50 V, 0.3 A max.	1st-3rd row Form C relay 50 V 0.3 A max. (resistance load) 3rd-5th row Form C relay 50 V 0.3 A max. (resistance load)	Activation output : 3rd - 5th row Form A relay 50 V 0.3 A max. (resistance load) Safety / test output : 1st, 2nd row Open coupler (NPN) 5 to 50 VDC Current / 100 mA Max. Dark current / 600 mA Max. (resistance load)
Output hold time	Approx. 0.5 sec.		
Response time	< 0.3 sec.		
Operating temperature	-4 to +131°F		
Weight	320 g		
Accessories	3m connection cable, 2 mounting screws, 1 mounting template, 1 area adjustment tool		

Manufacturer / Asia sales Div.

OPTEX CO.,LTD.

5-8-12 Ogoto Otsu Shiga 520-0101 Japan
TEL.: +81-77-579-8360 FAX.: +81-77-579-8130

Asia Sales Div.

TEL.: +81-77-579-8030 FAX.: +81-77-579-8136
WEBSITE: www.optex.co.jp/as/eng/index.html

North and South American Subsidiary

OPTEX INCORPORATED. AMERICAS HEADQUARTERS

18730 South Wilmington Ave. Suite 100 Rancho Dominguez, CA 90220 U.S.A.
TOLL-FREE: 800 877 6656 FAX.: +1 310 214 8655
WEBSITE: www.ot-inc.com

East Coast Office

8510 McAlpines Park Drive, Suite 108 Charlotte, NC 28211 U.S.A.
TOLL-FREE: 800 877 6656 FAX.: +1 704 365 0818
WEBSITE: www.ot-inc.com

European Subsidiary

OPTEX Technologies B.V.

Henricuskade 17, 2497 NB The Hague, The Netherlands
TEL.: +31(0)70 419 41 00 FAX.: +31(0)70 317 73 21 E-MAIL: info@optex.eu
WEBSITE: www.optex.eu